

EASY ASSEMBLY

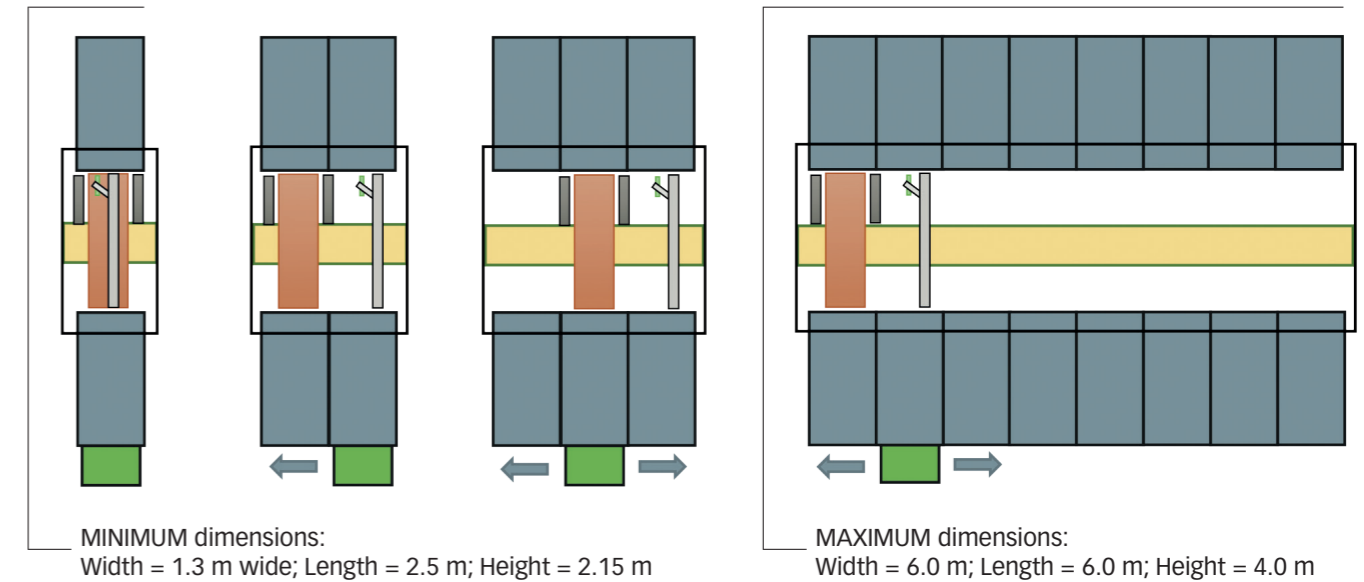
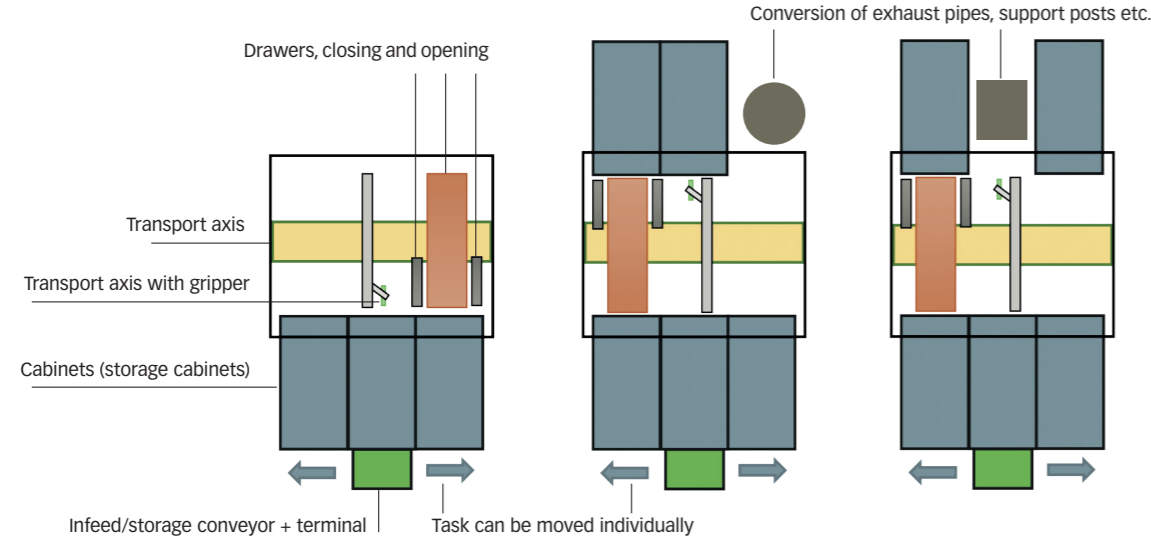
Modules that have been ready-made at the factory enable quick and easy assembly, whether in cellars, old buildings, or ultra-modern industrial buildings.

All machines are completely assembled at our factory before delivery and subjected to an extensive in-house dimensional inspection and functional test (FAT = Factory Acceptance Test).

SMART-FLEXDEPOT
made by **AMI**

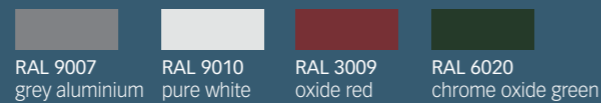
1mm INCREMENTS
MODULAR DESIGN

INSTALLATION POSSIBILITIES



STANDARD COLOURS

Individual colour selections or designs in wood or aluminium-look on request.



Illustrations show standard version

Thanks to its modular design, the **SMART-FLEXDEPOT** can be adapted in **1mm** increments to your structural on-site requirements. Chimney flues, platforms, wall openings as well as exhaust pipes, supports, and beams are no challenge for us.